

بِسْمِ اللَّهِ الرَّحْمَنِ الرَّحِيمِ

In the name of Allah, the  
most Gracious, the most  
Merciful.

*In class*

Unit

**2**

## *In Unit 2, you learn how to . . .*

- use the verb *be* with *he, she, they, this, and these*.
- talk about things and places in a classroom.
- ask for help in class.
- respond to *Thank you* and *I'm sorry*.



**1** She's at work.

**2** They're at the library.

**3** They're in class.

**4** He's at home.

**Before you begin . . .**  
Where are these people?  
Match the pictures with the sentences.

**Lesson A** *Classmates*

Bob Where's Jim? Is he here today?  
 John No, he's not. Maybe he's at work.  
 Bob OK. How about Eric?  
 John I don't know. I think he's sick.  
 Bob Oh, OK. Are Paul and Tom here?  
 John No, they're in the cafeteria.  
 Bob They're late again. OK. And Alan?  
 John He's over there. I think he's asleep!

**1 Getting started**

Listen. Where are John's classmates today? Practice the conversation.

**Figure it out**

**B** Can you complete the questions and answers? Use the conversation above to help you.

- ① A Is Jim in class today?  
 B No, **he's** not.
- ② A Is Eric here today?  
 B No, **he's** sick.
- ③ A **Are** Paul and Tom in class?  
 B No, **they're** late.



## 2 Grammar *The verb be: he, she, and they* 🍌 💡

Jim **is** at work.  
He**'s** at work.

Laura**'s** sick.  
She**'s** sick.

Paul and Tom **are** late.  
They**'re** late.

Laura's = *Laura is*  
She's = *She is*

Jim **is not** here.  
He**'s not** here.

Laura**'s not** in class.  
She**'s not** in class.

Paul and Tom **are not** here.  
They**'re not** here.

He's = *He is*  
They're = *They are*

**Is Jim** here?  
Yes, **he is**. / No, **he's not**.

**Is she** sick?  
Yes, **she is**. / No, **she's not**.

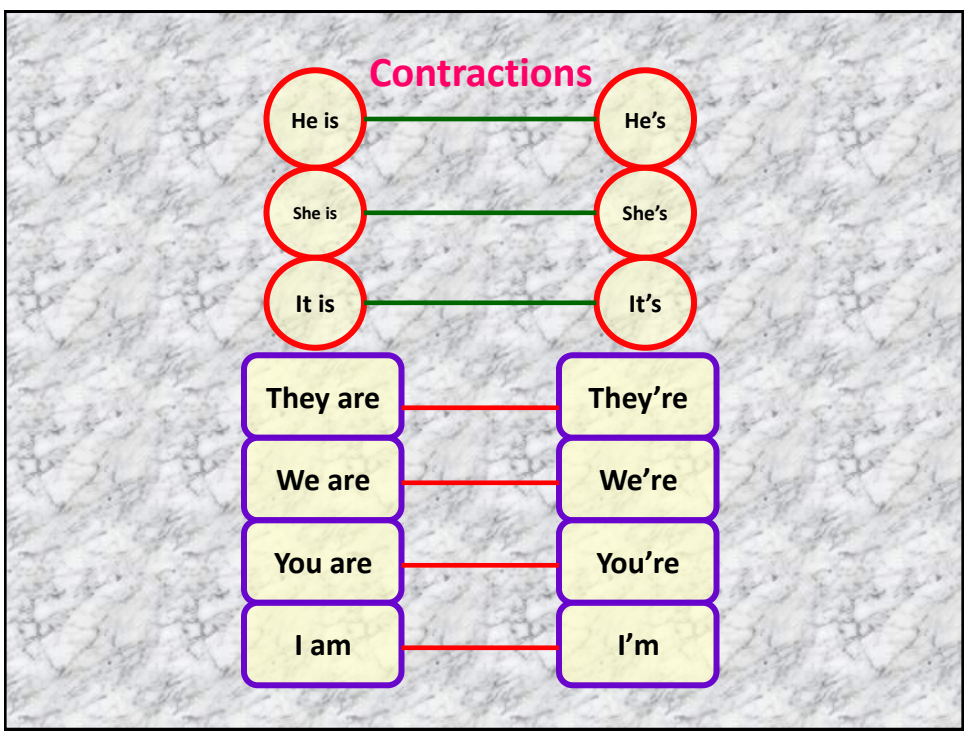
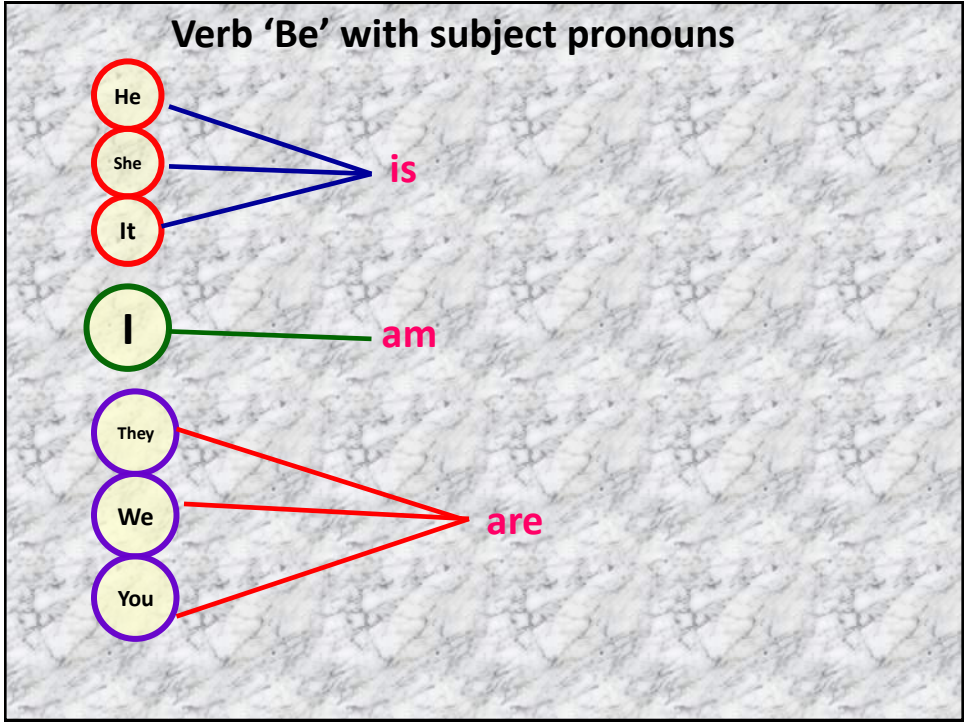
**Are they** late?  
Yes, **they are**. / No, **they're not**.

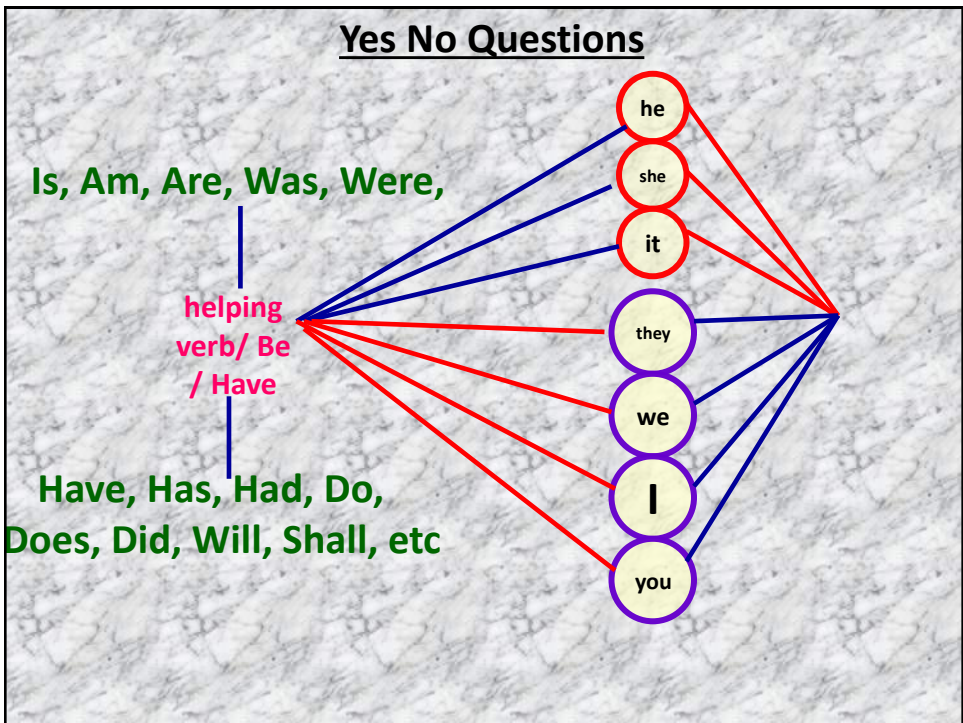
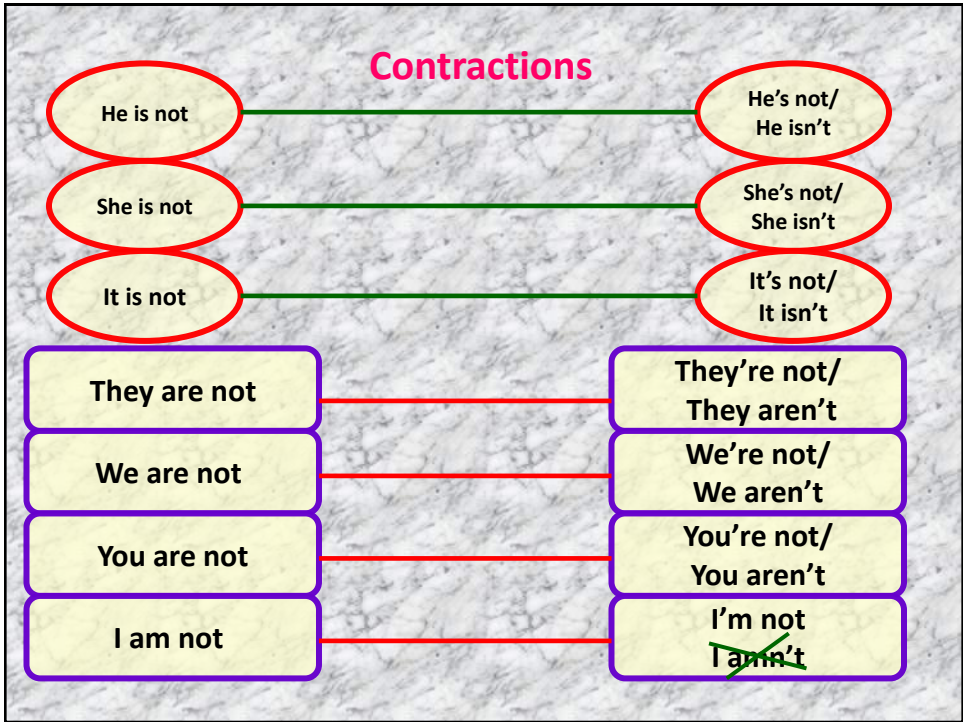
### **In conversation . . .**

People usually shorten **is** to **'s** after names.  
*Jim's at work. Laura's not in class.*

### **In conversation . . .**

People usually shorten **is** to **'s** after names.  
*Jim's at work. Laura's not in class.*






## 2-2 SHORT ANSWERS TO YES/NO QUESTIONS

| QUESTION                      | SHORT ANSWER   |   |
|-------------------------------|--|---|
| (a) <i>Is Anna</i> a student? | → Yes, <i>she is</i> .<br>→ No, <i>she's not</i> .<br>→ No, <i>she isn't</i> . | Spoken contractions are not used in short answers that begin with <i>yes</i> .<br>In (a): <i>INCORRECT: Yes, she's.</i><br><br>In (b): <i>INCORRECT: Yes, they're.</i><br><br>In (c): <i>INCORRECT: Yes, I'm.</i> |
| (b) <i>Are they</i> at home?  | → Yes, <i>they are</i> .<br>→ No, <i>they aren't</i> .                         |   |
| (c) <i>Are you</i> ready?     | → Yes, <i>I am</i> .<br>→ No, <i>I'm not</i> .*                                |   |

\**Am* and *not* are not contracted.


**A** Where are these students today?  
Complete the sentences.

1




Gary **'s in class** \_\_\_\_\_

2



Greg and Dan **are at home**. \_\_\_\_\_

3



Sue and Mary \_\_\_\_\_  
**are at the library.** \_\_\_\_\_



**B** Complete the questions. Then ask and answer the questions with a partner.

1. Is Gary sick?      3. Are Greg and Dan at home?      5. Is Sue at the library?
2. Is Dan in class?      4. Is Mary at work?      6. Are Sue and Mary in class?


"Is Gary sick?"      "No, he's not. He's in class."



### 3 Listening *Who's absent?*

 **A**  Listen. It's the next day. Where are these students today?  
Match each student with a place.

- |                     |                      |
|---------------------|----------------------|
| 1. Jim's <u>c</u>   | a. at the library.   |
| 2. Eric's <u>b</u>  | b. at work.          |
| 3. Sue's <u>a</u>   | c. in the cafeteria. |
| 4. Laura's <u>d</u> | d. at home.          |



**About you**

**B Pair work** Ask and answer questions about your classmates.

"Is Lisa sick today?" "Yes, she is. She's at home."

## Unit 2 *In class*

### Lesson A *Classmates*

#### 1 *Where is everybody today?*

**Grammar** **A** Look at the pictures. Complete the sentences.



1. Bill is at the gym.  
He's not at home.




2. Mahmoud and Hassan are at home.  
They're not in class.



3. Sun Yee is in the cafeteria.  
She's late.





4. Liam is on vacation.  
He's asleep.

5. Kate and Tess are in class.  
They're not at the library.

6. Carmen is at work.  
She's not sick.

**B** Complete the questions about the people in part A. Then answer the questions.

1. A Is Bill at work?  
B No, he's not.

2. A Are Mahmoud and Hassan at home?  
B Yes, they are.

3. A Is Sun Yee at the gym?  
B No, she's not.

4. A Is Liam asleep?  
B Yes, he is.

5. A Are Kate and Tess on vacation?  
B No, they're not.

6. A Is Carmen at work?  
B Yes, she is.

## 2 Absent classmates

Unit 2 In class

**Grammar** Complete the conversation with the verb *be*.  
Use contractions where possible.  
Add *not* where necessary.

Steven Hi. How are you?

Jason Good, thanks. How about you?

Steven Pretty good. Is Mark here?

Jason No, he 's not.

I think he 's sick.

Steven Oh. Is he at home?

Jason I don't know.

Steven How about Paul and John?

Are they here?

Jason No, they 're not. They 're on vacation. I think they 're in Miami.

Steven Look! Mark 's not sick. He 's over there. He 's just late!



## 3 About you

**Grammar and vocabulary** Complete the questions with the names of your friends and classmates.  
Then answer the questions.

1. A Is Paul \_\_\_\_\_ at home?

B Yes, he is.

2. A Are \_\_\_\_\_ and \_\_\_\_\_ at work?

B \_\_\_\_\_

3. A Is \_\_\_\_\_ in class today?

B \_\_\_\_\_

4. A Are \_\_\_\_\_ and \_\_\_\_\_ on vacation?

B \_\_\_\_\_




5. A Are \_\_\_\_\_ and \_\_\_\_\_ in your English class?  
B \_\_\_\_\_

6. A Is \_\_\_\_\_ sick today?  
B \_\_\_\_\_

7. A Is \_\_\_\_\_ at the library?  
B \_\_\_\_\_

8. A Are \_\_\_\_\_ and \_\_\_\_\_ asleep?  
B \_\_\_\_\_



**Lesson B** *What's in your bag?*



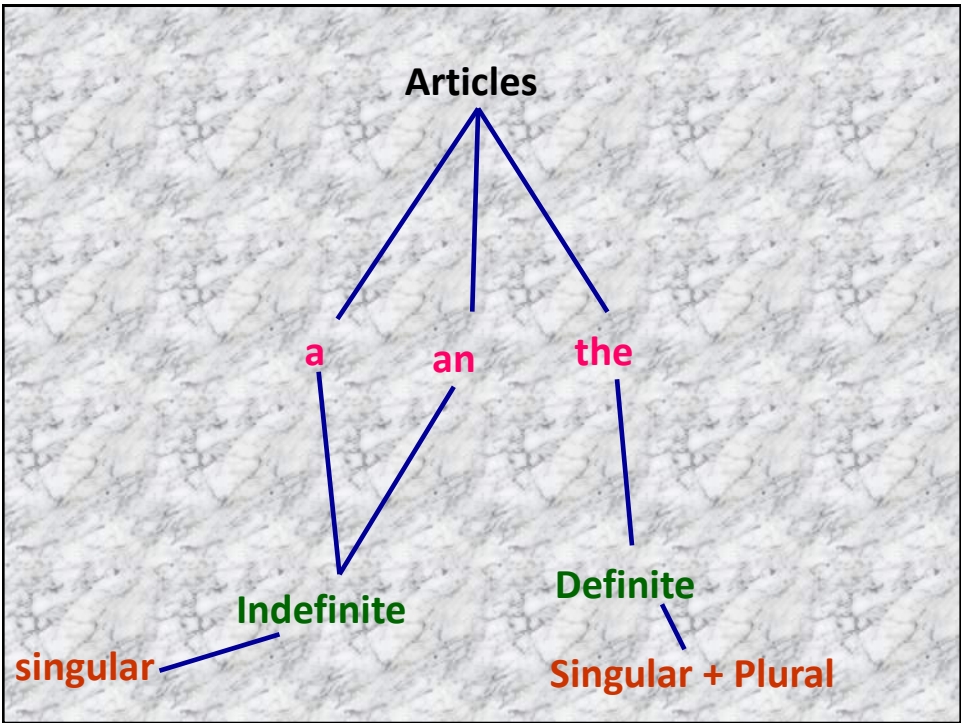
### 1 Building vocabulary

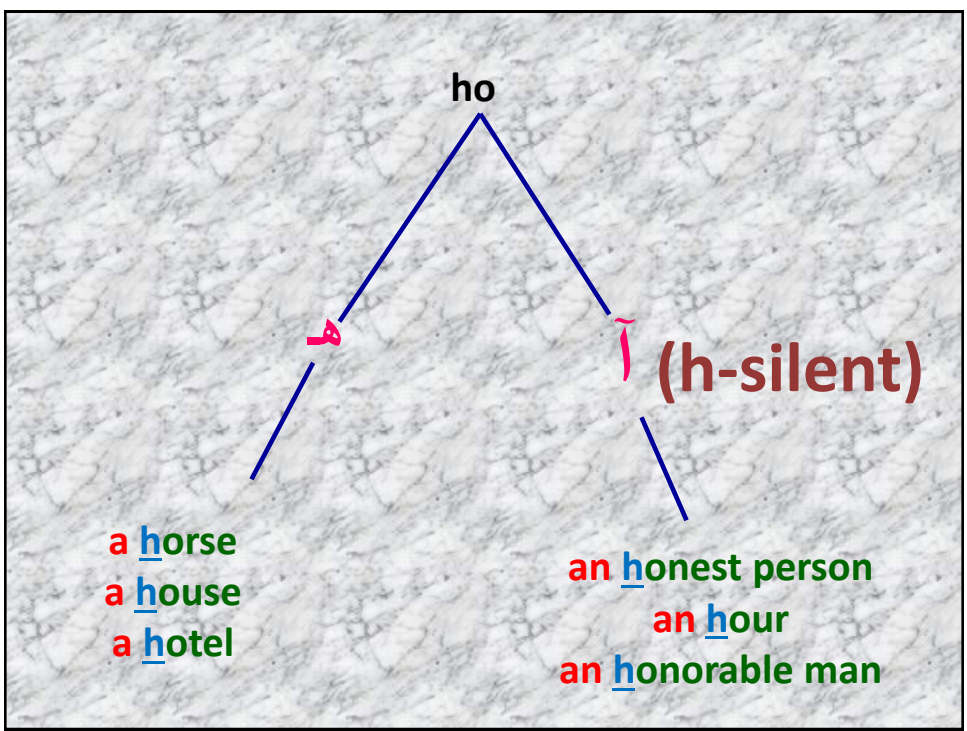
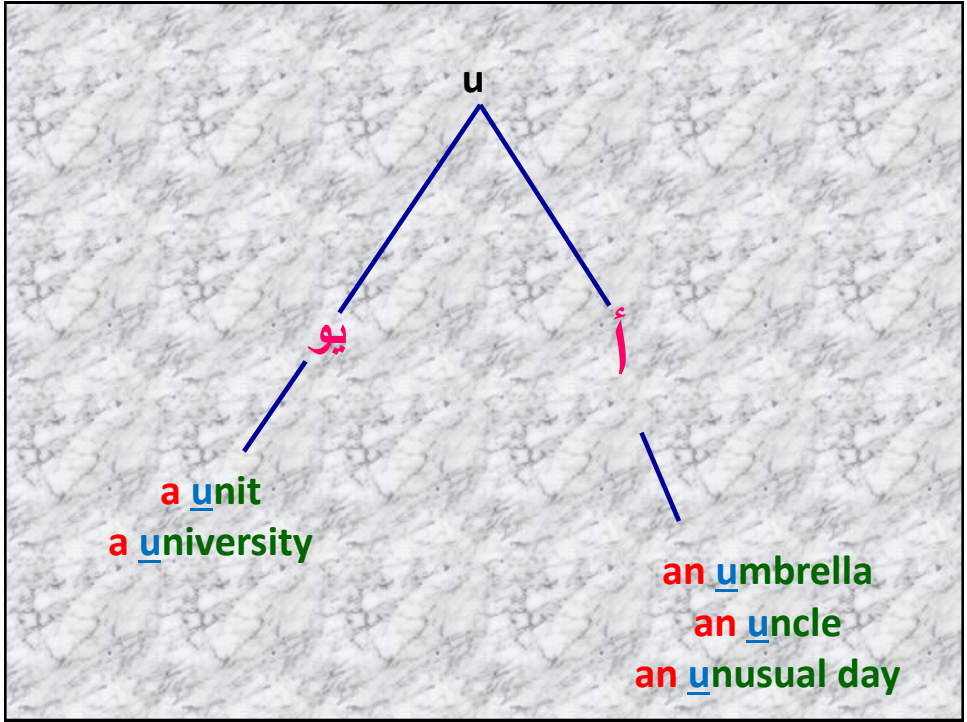
**A** Here are some things students take to class. Write *a* or *an* before each item. Then listen and say the words. Check your answers.

**Articles**  
*a* + consonant sound  
*a* bag  
*an* + vowel sound  
*an* eraser



**Word sort** **B** Make two lists of things *you* take to class. Use *a* and *an*. Compare with a partner.

*a* pencil      *an* umbrella  
*a* pencil      *an* umbrella





## 2 Building language

 **A**  Listen. Which things are Bill's? Practice the conversations.



*Andy* What's this?  
*Bill* It's an electronic dictionary.



*Mitch* Is this your watch, Bill?  
*Bill* Oh, yes, it is. Thanks.  
*Mitch* And are these your glasses?  
*Bill* Yes, they are!



*Scott* Excuse me. Are these your keys?  
*Bill* Um . . . no, they're not. These are my keys right here.

**Figure it out** →

**B** Can you complete these questions? Use your own ideas. Ask and answer your questions with a partner.

- ① Is this your book ?      ② Are these your books ?



**Unit 2** In class

### 3 Grammar *This and these; noun plurals* 🧠 🔊

|  |   |   |   |
|--|---|---|---|
| <b>This is</b> an electronic dictionary.                                   | <b>These are</b> sunglasses.  | <b>Regular plurals</b>  | <b>Irregular plurals</b>                        |
| <b>What's this?</b><br>It's an electronic dictionary.                      | <b>What are these?</b><br>They're sunglasses.                                     | bag      bags<br>watch    watches<br>dictionary   dictionaries<br>key      keys   | man    men<br>woman   women<br>child   children |
| <b>Is this</b> your watch?<br>Yes, <b>it is</b> .<br>No, <b>it's not</b> . | <b>Are these</b> your keys?<br>Yes, <b>they are</b> .<br>No, <b>they're not</b> . | <b>Some nouns are only plural:</b><br><i>jeans, scissors, glasses, sunglasses</i> |   |

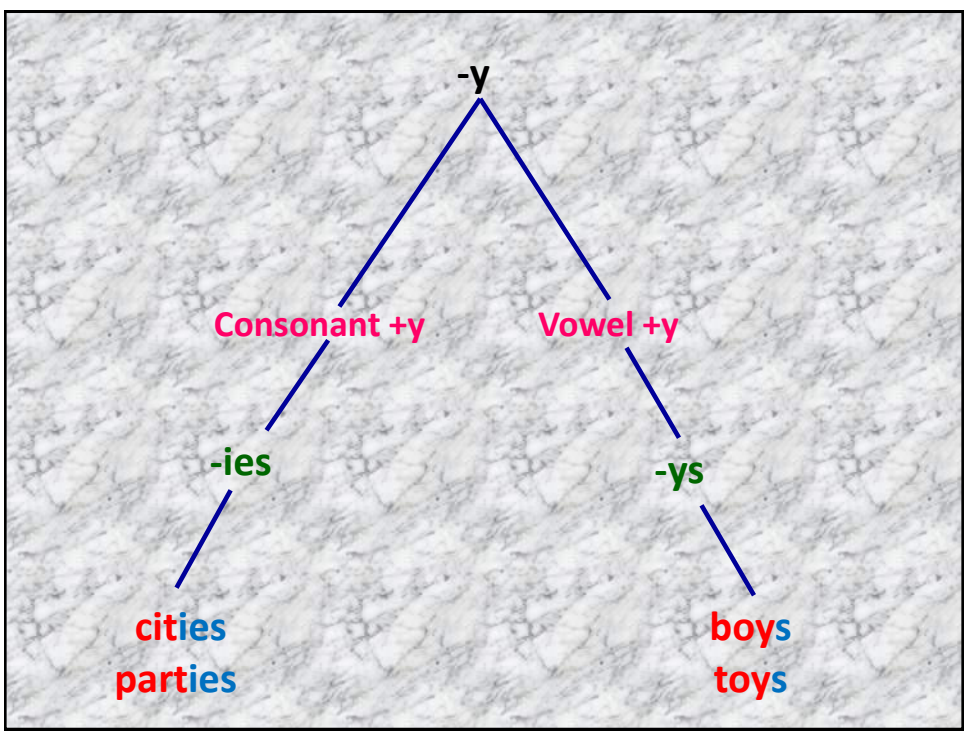
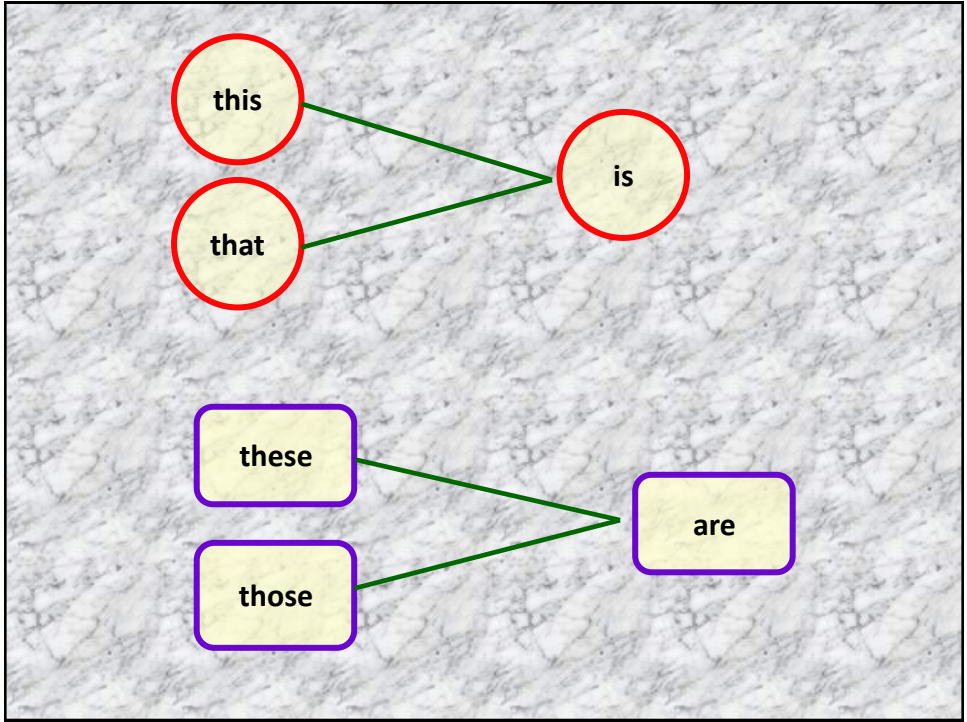
## Using 'this' and 'that'

this



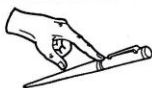







these

that







those



**EXERCISE 20. Sentence completion.**  
 Directions: Complete the sentences with *this* or *that*.


|   |   |
|---|---|
| <br>1. <b>This</b> is my book.       | <br>2. <b>That</b> is your book.       |
| <br>3. <b>This</b> is a pen.         | <br>4. <b>That</b> is a pencil.        |
| <br>5. <b>That</b> is his notebook.  | <br>6. <b>This</b> is her notebook.    |
| <br>7. <b>This</b> is my dictionary. | <br>8. <b>That</b> is your dictionary. |
| <br>9. <b>That</b> is his umbrella.  | <br>10. <b>This</b> is our umbrella.  |

**EXERCISE 23. Sentence practice.**  
 Directions: Complete the sentences with *these* or *those*.


|   |   |
|---|---|
| <br>1. <b>These</b> are my books.  | <br>2. <b>Those</b> are your pencils.  |
| <br>3. <b>Those</b> are his boots. | <br>4. <b>These</b> are her shoes.    |
| <br>5. <b>Those</b> are your hats. | <br>6. <b>These</b> are their jackets. |




Complete the questions and answers about the pictures. Then practice with a partner.

**1** 


A What's this ?  
B I think it's a cell phone .

**2** 


A Is this your notebook?  
B No, it's not .

**3** 


A What are these?  
B They're dictionaries .

**4** 

A Are these your pens ?  
B Yes, they are .

**5** 


A Are these your glasses?  
B No, they're not .


**6** 

A What 's this ?  
B It's an umbrella .


## 4 Speaking naturally Noun plural endings

/s/ wallets, books    /z/ pens, keys    /ɪz/ watches, oranges

**A**  Listen and repeat the words above. Notice the noun plural endings.

**B**  Listen. Do the nouns end in /s/, /z/, or /ɪz/? Check (✓) the correct column.

| What's in your bag? | /s/                                 | /z/                                 | /ɪz/                                |
|---------------------|-------------------------------------|-------------------------------------|-------------------------------------|
| 1. three textbooks  | <input checked="" type="checkbox"/> | <input type="checkbox"/>            | <input type="checkbox"/>            |
| 2. two cell phones  | <input type="checkbox"/>            | <input checked="" type="checkbox"/> | <input type="checkbox"/>            |
| 3. some snacks      | <input checked="" type="checkbox"/> | <input type="checkbox"/>            | <input type="checkbox"/>            |
| 4. my sunglasses    | <input type="checkbox"/>            | <input type="checkbox"/>            | <input checked="" type="checkbox"/> |
| 5. my ID cards      | <input type="checkbox"/>            | <input checked="" type="checkbox"/> | <input type="checkbox"/>            |



**About you** → **C Group work** Tell the group what's in your bag. Who has something unusual?  
 "What's in your bag, Carlos?" "A wallet, two keys, . . ."

**Lesson B What's in your bag?**

**1 Everyday things**

**Vocabulary** Label the things in the picture.

1. a pen  
 2. a textbook  
 3. a snack  
 4. a wallet  
 5. a dictionary  
 6. an umbrella  
 7. a bag  
 8. a pair of glasses  
 9. an address book  
 10. a key  
 11. a notebook  
 12. an eraser  
 13. a watch  
 14. a pencil  
 15. a cell phone

## 2 What are these things?

Grammar  
and  
vocabulary

Write sentences about the pictures.




1. This is a bag.



2. These are pens.



3. **This is a cell phone.**



4. **These are glasses.**



5. **This is an umbrella.**



6. **This is a notebook.**



7. **These are dictionaries.**



8. **This is an eraser.**

### 3 Asking about things

Unit 2 In class

**Grammar** Complete the conversations. Use the words in the box.

|    |    |       |       |         |      |         |
|----|----|-------|-------|---------|------|---------|
| Is | it | it's  | these | they're | this | What    |
| Is | it | these | they  | they're | this | ✓What's |

1. *Clerk* You're in Room 102.  
*Mr. Simms* Thanks. What's this?  
*Clerk* Oh, it's your room key.  
*Mr. Simms* OK. Thank you.  
*Clerk* And this is your membership card for the fitness club.




2. *Eric* What's this? Is it a cell phone?  
*Jim* Yes, it is. It's a cell phone and an electronic dictionary.  
*Eric* I see.  
*Jim* What are these?  
*Eric* I think they're watches.





3. *Betty* What are **these** ?  
*Jill* Oh, no! I think **they're** my jeans.  
*Betty* Oh, I'm sorry. Are **they** new?  
*Jill* Yeah. Oh, look. **Is** this your wallet?  
*Betty* Yes, **it** is.  
*Jill* Oh, no! And **these** are your business cards!



**Good Luck**  
**Aurangzeb Yousuf**  
**May Allah bless you**  
**with success**